

IN COMPLIANCE WITH
LIFT DIRECTIVE 95/16/EC
EN 81-2:1998+A3:2009



EasyLife[®]

THE COMPACT LIFT

*Hydraulic compact lift for
residential buildings, also with
reduced pit and headroom.*



DALDOSS
PASSENGER & GOODS LIFTS



“Discover the Daldoss world”



Let us think for a moment of the space around us, in all of its three dimensions. Now let us imagine a man moving freely within this space. In two dimensions he will be completely self-sufficient in his movements as his legs will take him wherever he likes. But if he wants to tackle the third dimension, he'll need to hang onto a rope, dangle from a balloon or... use a lift.

DALDOSS conquers the third dimensions.

Easylife is the lift for the impossible spaces, the ideal solution for residential buildings and renovations.

Easylife[®]

THE COMPACT LIFT

Easylife is the ideal solution for residential buildings and renovations. It is available with rated load from 180 to 480 kg and can be installed both wall mounted or with optional structure supported frame. Thanks to its reduced dimensions it can be easily installed inside or outside the building and the modular structure supported frame allows an easy and quick installation. **Easylife** is the ideal solution in most of the existing buildings where there is no possibility of providing either a normal sized pit or headroom due to the lack of space (water bed, foundations, heritage buildings, etc.).

The **Easylife** lift range is certified according to the Lift Directive 95/16/CE (A3 amendment) in compliance with both EN 81.2

(1050 mm pit and 3345 mm headroom) and EN 81.21, norms pertaining to reduced dimensions for pit (200 mm) and headroom (2600 mm). This latter version represents a modern and elegant solution for existing buildings.

The provisions (annex 1, chapter 2.2 of Lift Directive) to be complied with are: the building must be already existing, the submission to the competent authorities of documentation, showing the impossibility of providing a standard pit and/or headroom (in compliance with EN81.2).

The experience gained and the know-how acquired in over 65 years in the lift industry operating in the most important markets worldwide, has led to the development of a highly modern range of elevators which feature cutting edge space-saving technology and a pleasing aesthetical design. **Easylife**; a full range of elevators designed to meet the demands of commercial/low traffic environments such as residential houses, shops, offices, libraries, banks, community centres, small/medium sized showrooms, etc. Especially suitable for renovation projects in existing buildings and in meeting most architectural requirements.





Index

5	The other Daldoss products	24
4	Technical characteristics.....	18
3	Customization of the lift	16
2	Finishes in detail	14
1	Models with structure supported frame	10
0	Wall mounted models.....	8



Installation in a private house (Malaysia), structure supported frame for indoor installation with glass cladding, car with finishes in stainless steel and white skin plate.

Installation in a heritage building in Venice (Italy), structure supported frame with glass cladding and roof. Stainless steel finishes. Thanks to reduced pit and headroom, Easylife can be installed also in particular environment.



Installation with structure supported frame in a company (The Netherlands), finishes in skin plate and glass cladding.



Typical applications



Wall mounted models

The pre-assembly of standard components for an easy and quick installation, results in a marked reduction in problems associated with long installation times on site. With its structure supported frame (suitable for indoor or outdoor applications) the installations of **Easylife** is independent of other building site operations and eliminates the additional costs of builder's work.



Installation in an office (The Netherlands), stainless steel finishes with half wall mirror.



Installation in a private house (Malaysia), car wall finishes in wood and half wall mirror. Thanks to the wide range of finishes, Easylife can suit perfectly any environment.



Installation in a hotel (Russia), car with skin plate panels, push buttons and car profiles in stainless steel, half wall mirror.



Installation in a private house (The Netherlands), automatic 3-panels telescopic door and stainless steel finishes.

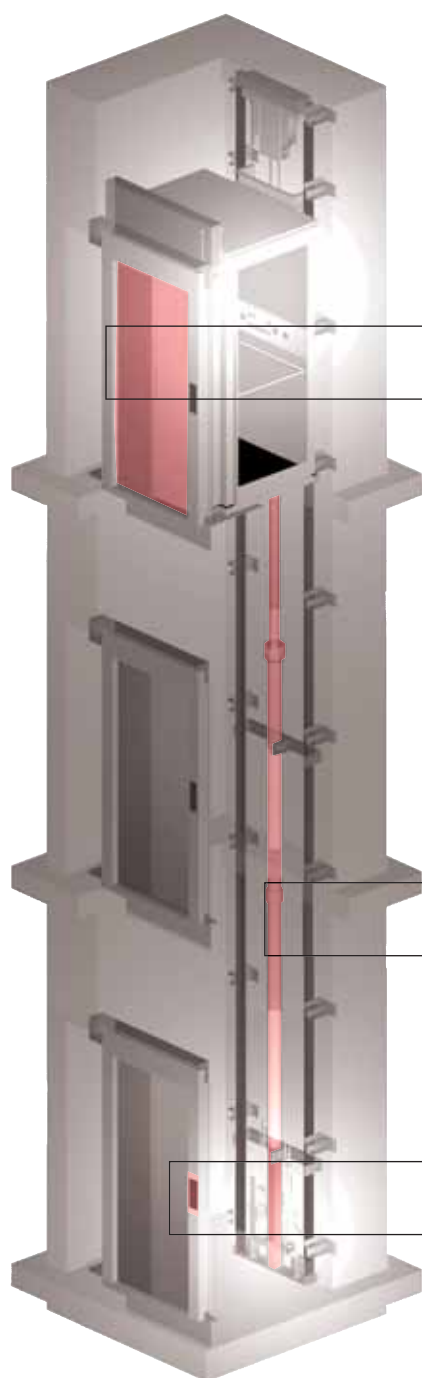


Norms and regulations:

- Lift Directive 95/16/CE
- Electromagnetic Compatibility
- EN 81.2:1998 - A3:2009
- PrEN 81.21:2001
(for new elevators installed in existing buildings, with reduced pit and/or headroom)

INSTALLATION

3D rendering of wall mounted installation



1

Doors available both in automatic version (telescopic landing and car door) and semi-automatic version (hinged landing door, automatic folding type car door). Different types of door available: 2 or 3 panels telescopic doors, hinged door with window 70x900 mm, with panoramic glass, full glass door. Available also fire rated doors EI 60 - EI 120.

2

2:1 Hydraulic drive system. Valve block for 2 speeds, piston with rupture valve.

3

Landing push button station on a satin stainless steel plate. Call/occupied push button. Braille push buttons and landing push button station with display available on request.

Typical applications



Models with structure supported frame

The lifts can be installed inside a shaft or supplied with structure supported frame according to the characteristics of the building. Where indoor installation is not possible, **Easylife** can be installed outdoor thanks to its structure supported frame.



Outdoor installation in a condominium (Mexico), structure cladding in glass. Thanks to the structure supported frame, the lift can be installed also without a dedicated shaft.



Installation in a furniture shop (The Netherlands), white painted structure supported frame, glass cladding and car with stainless steel finishes.



Installation in a company (Italy), black painted structure supported frame with mirror glass cladding.



Installation in a private house (The Netherlands), indoor structure supported frame, glass cladding, car with panoramic wall and hinged door with window.

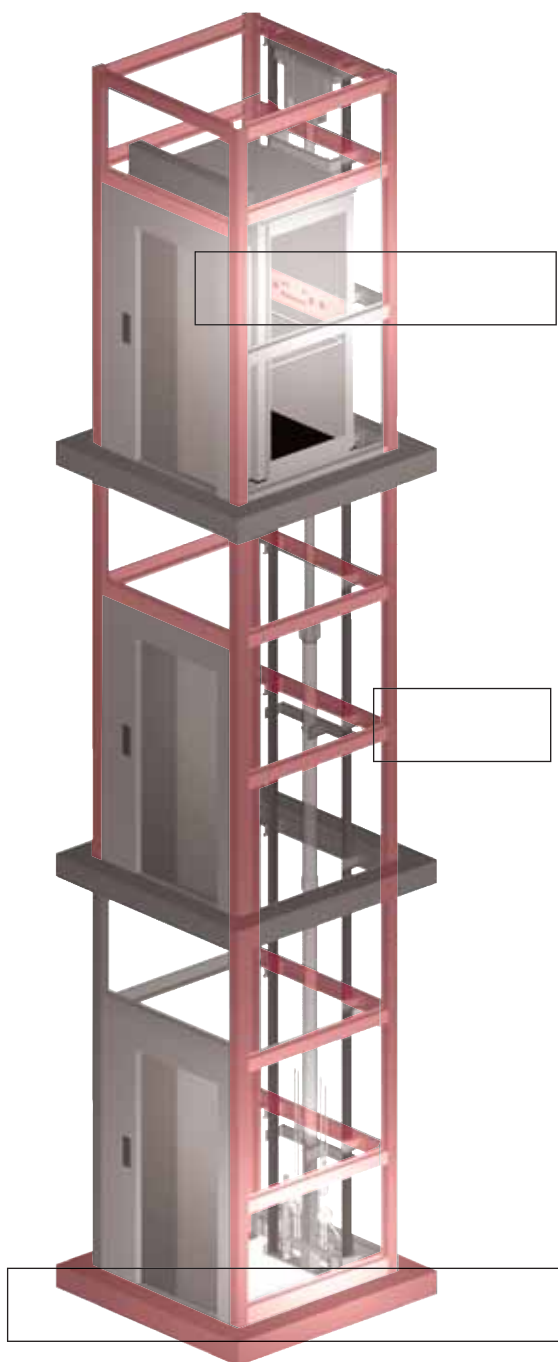


Reduction of space and running costs

Easylife is designed to reduce to a minimum the space occupied by the shaft. This space-saving solution allows more surface area to be dedicated to other uses, thus increasing the value of the building. Thanks to the quality of the product, due to first class materials, maintenance operations are reduced to the minimum.

INSTALLATION

3D rendering of structure supported frame installation



1

Car operation panel positioned horizontally on the guide rail side of the car. Basic finish in smoke gray skin plate, available also in other colours and in stainless steel. Floor push buttons, door open button, alarm push button, gong, display and load plate.

2

Structure supported frame with bolted elements for outdoor or indoor applications, standard painting RAL 7038 Gloss 30. Thanks to the structure supported frame, Easylife can be installed in any kind of situation, also without a dedicated shaft.

3

Thanks to the certification with low pit and headroom (200 mm - 2600 mm), Easylife can be installed also where there is no possibility of providing a normal sized pit or headroom due to the lack of space (water bed, foundations, heritage buildings, etc.).



Installation in a private house (Andorra), stainless steel structure supported frame with extra light glass cladding, car with panoramic wall, full glass automatic telescopic 2 panels door, finishes in stainless steel

Outdoor installation at "Hermitage" museum in Saint Petersburg (Russia), glass cladding structure supported frame and car with panoramic wall. Easylife is the ideal solution also for installation in historical buildings.



Installation in a condominium (Italy), indoor structure supported frame in stainless steel with glass cladding, car with panoramic wall and finishes in stainless steel.

The lift was installed in the space of the stairwell, without any supporting wall.



Finishes in details

Standard and optional components

EasyLife has been designed and built with extreme attention to quality and strength of materials, for ensuring maximum durability and minimizing maintenance and running costs.

Standard finishes

Automatic 2 or 3 panels telescopic landing doors	Manual hinged landing door with window 70x900 mm	Ceilings: 1. Standard- 2. Spotlights - 3. Neon lights 4. Daldoss logo
		 <p>Photocell</p> 
Car operation panel*		Landing push button station with call/occupied button*
 <p>emergency light</p> <p>alarm button</p> <p>removable key switch to activate push button</p> <p>position indicator</p> <p>intercom system for direct communication between the car and dedicated location</p> <p>floor buttons</p> <p>open door button</p>		



*Braille version on request



Customized features

EasyLife range has a wide range of finishes and options and can be customized by installing accessories to further increase safety and functioning of the lift.

Optional finishes

Panoramic landing door*	Full glass landing door*	Full height panoramic car wall or with half glass wall. Handrail in stainless steel	Full height or half wall mirror
			
Landing push button station with call/occupied button; removable key switch to activate push button **	Landing push button station with call/occupied button; position indicator **	Landing push button station with call/occupied button, position indicator and removable key switch to activate push button**	Phone for external line
			

* Glass doors also for automatic 2 or 3 panels telescopic landing doors available on request.

**All landing push button stations in Braille version available on request.

Customization of the lift




Colours and materials

Three car models available with differing finishes (same technical drawings):

Club (skinplate or RAL painting), **Premium** (satin stainless steel), **Class** (rigidized or coloured stainless steel). Automatic folding type car door panels always in satin stainless steel, automatic telescopic car door panels always with finishes as per car walls, or in glass.

Car floor (vinyl flooring) colours:



standard colours

01) DG5
Black
02) DG52
Beige

03) DG53
Grey
04) DG55
White



optional colours

05) DG56 Wood
"Elegance Oak"
06) DG57 Wood
"Warm Oak"

07) DG58 Wood
"Grey Oak"
08) DG59 Marble
"Feather"

09) DG60 Marble
"Sahara"
10) DG61 Marble
"Ash"

11) DG62 Chord
"Graphite"
12) DG63 Chord

Skinplate colours range



01) DP1
Cream
02) DP2
Beige

03) DP3
Yellow
04) DP5
Anthracite Gray

05) DP7
Light Gray
06) DP8
Simil Inox Satinato

07) DP11
Light Blue
08) DP12
Ancient Rose

09) DP13
Brilliant White
10) DP14
Carpet Beige

Stainless Steel range



01) DX31
Scratch Resistant

02) DX32
Big Marbled

03) DX33
Small Marbled

04) DX34
Natural Draughts

05) DX35
Satin Scotch Brite

The colours shown are purely for demonstration and may differ from the colours of the original material.

Daldoss RAL colours range

(Complete RAL colours range available on request, as optional)

	Pearl grey RAL 7038 baked enamel - (standard)
	Greyish aluminium RAL 9007 baked enamel
	Rust 56RO 3112 baked enamel
	Intense black RAL 9005 baked enamel
	Micaceous anthracite 5620 2503 baked enamel
	Light ivory RAL 1015 baked enamel
	Brilliant aluminium RAL 9006 baked enamel
	Cream white RAL 9001 baked enamel
	Window grey RAL 7040 baked enamel
	Stone grey RAL 7030 baked enamel
	Pure white RAL 9010 baked enamel
	Pearl white RAL 1013 baked enamel
	Beige RAL 1019 baked enamel
	Anthracite grey RAL 7016 baked enamel



The colours shown are purely for demonstration and may differ from the colours of the original material.

Technical characteristics



Hydraulic lift for indoor or outdoor installation, ideal solution for existing or with reduced spaces buildings.

Easylife has been designed to solve any problem connected to the space and it is the ideal solution in renovations of existing buildings. The pump unit and the controller can be enclosed within a small cabinet, which can be positioned near the lift. Thanks to the optional structure supported frame, costs of builder's works are reduced to the minimum with considerable advantages in installation times.

Standard	
Entrances	Up to 2 entrances in line, opposite or adjacent depending on models.
Landing doors	Automatic 2 or 3 panels telescopic door or manual hinged door with window 70x900 mm. Door locks EN 81 and safety contact with striker, hydraulic braking buffer. Finished in gray baked enamel RAL 7038 (other colours as optional).
Landing push button station	Satin stainless steel push button plate positioned on the landing upright. Call/occupied push button.
Car	With skinplate walls, anti-slip rubber flooring and ceilings in different models (colours as per our samples); emergency light in case of power failure, safety photocell on each car entrance.
Car operation panel	Positioned horizontally, smoke gray colour. Operation lay-out: floor push buttons. door open button, alarm push button, gong, autocal emergency phone button.
Car doors	2-3 panels side automatic telescopic door with panel finishing as per car walls or automatic folding type door with stainless steel element.

Easylife is available with a wide range of finishes and technical options, with guarantee of excellent performances in any kind of installation. Special lifts with customized dimensions available on request.

Optional	
Landing doors	Baked enamel finish (Daldoss RAL colours range or any other RAL colour), with panoramic glass, transparent, opal, smoked etc. Full glass and stainless steel frame. Entirely made or clad in satin or mirror stainless steel. Available with certified fire rating EI 60 or EI 120.
Landing push button station	With floor indicator and/or with removable key switch to activate push button.
Car operation panel	On panel with different colours from standard or in stainless steel.
Car	Half wall mirror, full height mirror, handrail, intercom system, phone for external line, panoramic walls, finishes in satin or rigidized stainless steel. Service panel and ceiling with colours or finishes different from standard. Ventilation fan. Different floor finishes (max. 20 mm). Non-standard car dimensions on request.
Structure supported frame	With bolted elements for indoor and outdoor installations. Gray baked finish RAL 7038 (standard), Daldoss RAL colours range or other RAL colours (optional). Enclosed with gray baked enamel steel panels, skinplate panels, glass panels or insulated panels. Fully enclosed roof both for internal and external installations.
Control/gear and pump unit	Low temperatures oil heater, machine room cabinet for indoor installation.

Special lifts with customized dimensions available on request.



Quality and safety features

Easylife fully complies to the Lift Directive 95/16/CE and obtained the Type Examination Certificate released by the Italian Notified Body IMQ. Daldoss is able to supply various safety equipments to comply with different national and international standards and regulations.

Easylife®

Technical data	
Drive system	Hydraulic 2:1
Rated load	180 - 280 - 390 - 480 kg
Passengers	2 - 3 - 5 - 6 persons
Installation	Wall mounted or with optional structure supported frame for indoor or outdoor installations
Operation	Single automatic push button or selective collective down
Stops	Up to 6 in standard configurations
Travel	From 16600 to 18000 mm depending on models
Minimum headroom	2600 mm* - 3345 mm (EN 81.2)
Minimum pit or ramp	200 mm* - 1050 mm (EN 81.2)
Car speed	From 0.2 m/s to 0.5 m/s depending on models
Power supply	Different power supply available, three or single phase
Rated power	From 1.5 kW to 9.5 kW depending on model, speed and power supply

* According to the Lift Directive 95/16/EC, annex 1.



Operation

Not only designed for a precise decelerating speed for re-levelling at floors, Easylife is also equipped with a “position indicator” and an “arrival gong” in the lift car to advise passengers of arrival at each floor. In addition, the elegant car interior finish, good illumination and ventilation fan makes travelling in the lift a pleasure.

Safety features

All the safety components as required by the European Standard EN 81 are built into standard models. Particular attention is paid to the requirements of both people with impaired mobility and elderly:

- Emergency Rescue Device for returning the lift to the bottom floor with “door opening” in case of a power failure.
- Device to prevent overloading.
- Emergency Autocall Communicator for direct contact between the lift car and a service centre.
- Intercom system for direct communication between the lift car and the machine room (or other place, if required).
- Emergency light in case of power failure.
- Alarm button and “open door” button in lift car.

The following is available as optional:

- Braille type call push buttons

Technical characteristics



Overall dimensions

(special dimensions available on request)

Table of dimensions

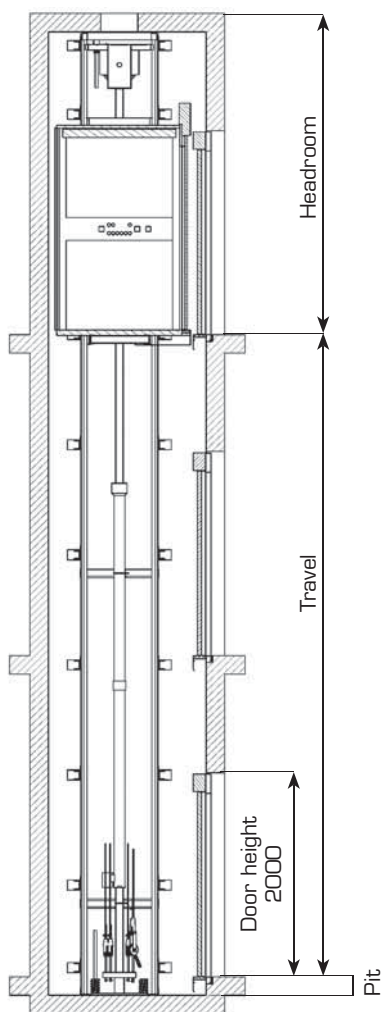
Model	Entrance	Rated load (kg/Persons)	Car Height - 2100 mm		Doors Height 2000 mm	Wall mounted Shaft dimensions (mm)		Structure supported frame Frame dimensions (mm)	
			CW	CD	DW	Width x Depth		Width x Depth	
						SW x SD	SW x SD	SW x SD	SW x SD
Automatic telescopic doors					2/3 panels	2 panels	3 panels	2 panels	3 panels
S	B	180/2	615	850	650	ND	ND	ND	ND
E	A or C	280/3	750	1100	650	1200x1400	1200x1450	1250x1500	1200x1550
E	AC	280/3	750	1100	650	1200x1540	1200x1620	1250x1640	1200x1730
E	B	280/3	750	1100	650	1260x1250	1300x1250	1360x1350	1350x1350
E	AB o BC*	280/3	750	1100	see project	on request	on request	on request	on request
M	A or C	390/5	900	1250	750/800	1350x1550	1350x1600	1400x1650	1350x1700
M	AC	390/5	900	1250	750/800	1350x1690	1350x1770	1400x1790	1350x1880
M	B	390/5	900	1250	750/800	1410x1400	1450x1400	1510x1500	1500x1500
M	AB o BC*	390/5	900	1250	see project	on request	on request	on request	on request
L	A or C	480/6	1000	1350	800/900	1450x1650	1450x1700	1500x1750	1450x1800
L	AC	480/6	1000	1350	800/900	1450x1790	1450x1870	1500x1890	1450x1980
L	B	480/6	1000	1350	800/900	1510x1500	1550x1500	1610x1600	1600x1600
L	AB or BC*	480/6	1000	1350	see project	on request	on request	on request	on request

* Automatic version on request.

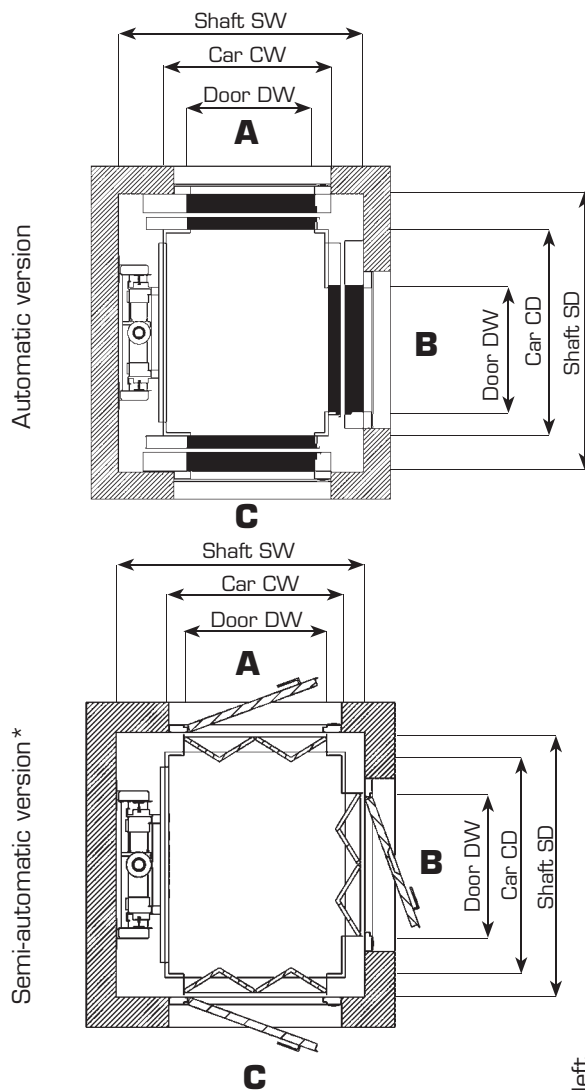
Semi-automatic hinged dors						Wall mounted	Structure supported frame
S	B	180/2	615	850	650	1050x1000	1100x1100
E	A or C	280/3	750	1100	650	1150x1350	1200x1450
E	AC	280/3	750	1100	650	1150x1420	1200x1520
E	B	280/3	750	1100	650	1200x1250	1250x1350
E	AB or BC	280/3	750	1100	650	1200x1350	1250x1450
M	A or C	390/5	900	1250	800	1300x1500	1350x1600
M	AC	390/5	900	1250	800	1300x1570	1350x1670
M	B	390/5	900	1250	800	1350x1400	1400x1500
M	AB or BC	390/5	900	1250	800	1350x1500	1400x1600
L	A or C	480/6	1000	1350	900	1400x1600	1450x1700
L	AC	480/6	1000	1350	900	1400x1670	1450x1770
L	B	480/6	1000	1350	900	1450x1500	1500x1600
L	AB or BC	480/6	1000	1350	900	1450x1600	1500x1700

Daldoss is continuously developing and improving EasyLife range and reserves the right to alter specifications and dimensions without prior notice.

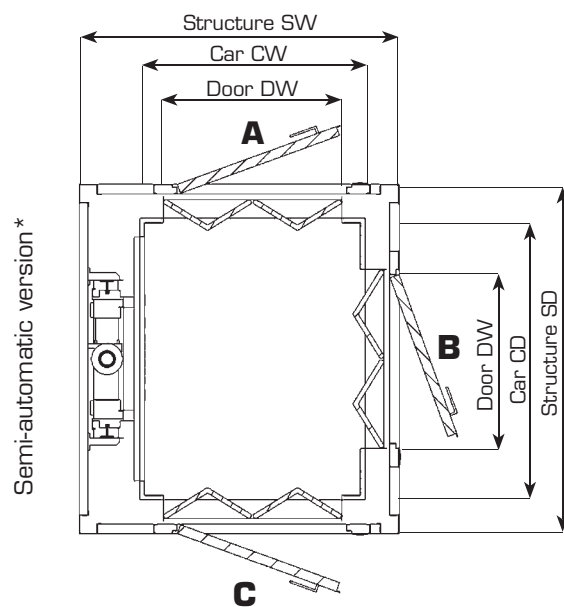
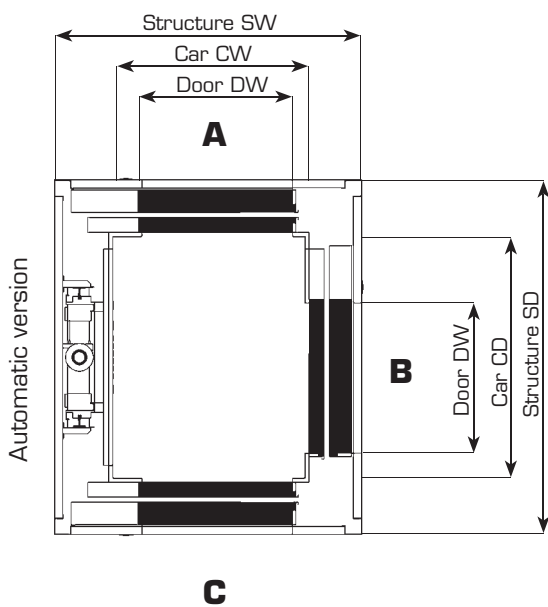
Vertical section



Wall mounted installation



Structure supported frame installation



*Door suspension right or left

Main dimensions (in mm)



Wall mounted installation in a boutique (Russia), car with automatic telescopic door; stainless steel finishes and car walls in wood.

Indoor installation with structure supported frame in a school (The Netherlands), structure with glass cladding, car with 3 panels automatic telescopic door, standard finishes.



Installation in a public building (Italy), stainless steel structure with glass cladding, car with panoramic wall, 2 panels automatic telescopic door, car walls finishes in white skinplate.



The other Daldoss products



A complete range of lifts for the vertical transport of goods and people

Daldoss can solve any problem in the vertical transport, thanks to its wide range of products, which are able to give the right solution both in residential and commercial applications. Daldoss now operates worldwide thanks to its distributors and partners, which guarantee an excellent after sale and maintenance service

with the highest quality levels. In addition to our employees, Daldoss makes use of many high level technical collaborations both with experts from research institutes and universities. Since the Company was launched, more than 150,000 units have been built and sold around the world.

Microlift®

The most versatile range of small electric service lifts, for goods only; with capacity ranging from 24 to 300 kg. Always with structure supported frame. It can be installed anywhere thanks to the modularity of the project. A wide range of options available. The best solution to move goods between floors in hotels, pubs, restaurants, clubs, offices, companies, warehouses and shops.



Microfreight® Classic - Microfreight® Plus

A complete range of freight lifts, for the transport of goods only or goods with an attendant. Rated load from 500 to 1500 kg (1400 kg for Microfreight Plus model). It requires only a reduced pit or a small ramp. Always with structure supported frame, can be installed virtually anywhere. The ideal solution for warehouses, industries, supermarkets and other retail activities.



Level® - Level® Map- Level® Plus

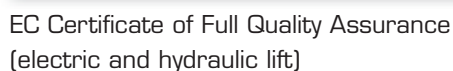
A complete range of platform lifts with capacity of 250, 300 and 500 kg. Available also with automatic control both in the car and at floors. Available with 100 mm pit, 2500 mm headroom and with optional structure supported frame both for indoor or outdoor applications.

The ideal solution for one family houses and residences, especially in presence of elderly and persons with impaired mobility.





CSQ Company Certificate



Spare parts and maintenance

Daldoss and its partners can provide a maintenance service covering the whole operational life of each lift.

One of the principal objective of a customer focused company is the establishing of a lasting business relationship with its Customers, based on mutual trust and satisfaction. For this reason, Daldoss

can provide the original spare parts for all **Easylife** models. Moreover all the Easylife lifts are supplied with 12 months guarantee valid from the date of the shipping of the equipment.



Interiors details of Easylife car.



DALDOSS
PASSENGER & GOODS LIFTS

Daldoss Elevetronic Spa

Località Cirè 38057 Pergine Valsugana (Tn) - Italy

T. (0039) 0461 51 86 11

F. (0039) 0461 51 86 54

www.daldoss.com